

The background of the advertisement is a close-up, high-angle shot of a dark-colored wood-burning stove. A fire is burning brightly inside the stove's glass door, with orange and yellow flames rising from a bed of glowing red and white logs. The stove's frame is made of dark metal, and a silver-colored handle is visible on the left side. A semi-transparent dark grey rectangular box is centered over the upper part of the stove, containing the brand name and model information. At the bottom of the stove, a small, stylized flame logo is visible on the right side.

**ACR**  
**FIREBOX** STOVES

NEO

CONTEMPORARY STOVE RANGE

STOVES YOU CAN REALLY ENJOY

# CONTENTS

03 | Introduction

04 | Essential stove information

06 | Stoves and the environment

08-13 | Neo Stove range



NEO 1C / 3C



NEO 1P / 3P



NEO 1W / 3W

14 | Stove specifications and installation information

15 | Stove accessories and warranty information



NEO

## CONTEMPORARY STOVE RANGE



With over twenty five years experience designing some of the world's finest woodburning and multifuel stoves we are pleased to introduce our Neo range of premium quality contemporary stoves. Designed and engineered from the ground up to meet the needs of modern room heating.

Featuring heavy gauge steel construction with a cast iron door and lined firebox, each of our Neo stoves offers its own distinct style and character. Whichever you choose all of our Neo stoves are built for many years of dependable use.

All Neo stoves are available in a striking black stove paint finish with a choice of

either a cupboard or pedestal base or a wall-hanging option. The three options are further enhanced by being available with either a single glass door panel or with additional side panel glass.

Featuring a powerful airwash system to sweep the door glass panel clear of combustion deposits, you will enjoy a stunning view of the fire.

Cleanburn technology and a lined firebox ensure that you get the maximum efficiency from your fuel supplies - whether you choose to burn wood or solid fuel\*. DEFRA approval of the entire Neo range means that you can even use our stoves to burn wood in smoke controlled zones.

\*Neo solid fuel grate available as an option.



Essential stove information

STOVE CONSTRUCTION

All Neo stoves feature stove bodies made from premium grade heavy gauge steel with a solid cast iron door, top plate, flue collar and grate. We use a heavier gauge of steel than most stoves to ensure many years of service and reliability. An optional multifuel grate is available for all Neo stove models.

OUTPUTS

ACR Firebox Stoves produce varying degrees of heat. In order to calculate whether an appliance will be suitable for your room please consult your local dealer for advice. As a general rule of thumb you will need approximately 1 Kw of heat for every 14 cubic metres of room-space (based on an outdoor temperature of 0°C). Measure your room's height, width and depth to obtain a total cubic metres figure and divide by 14. This calculation can be influenced by other factors such as levels of insulation and number of windows, so treat your final figure as a guideline only. Your dealer will be happy to provide you with a more accurate calculation.

DEFRA APPROVED

DEFRA approval means that you can now burn wood in designated smoke controlled zones. All the stoves in this brochure are fully DEFRA approved. DEFRA approval requires that the stove is used in accordance with the users manual. Visit [www.defra.gov.uk](http://www.defra.gov.uk) for further information.



CE CERTIFICATION

In line with current building regulations your installer will need to check that the appliance he is installing is CE approved. All of our stoves are fully CE approved and the appropriate certification is available to your installer by calling ACR Heat Products on 0121 706 8266.



All Neo stoves feature a unique calibrated air control dial for simple and precise operation of the stove.

All Neo stoves feature a discreet ashpan mechanism. Simply slide out the drawer, fit the lid in place and remove the ashpan with minimum mess.



All of our stoves are designed with a range of sophisticated features and a traditional black stove paint finish.

An optional solid fuel grate is available for all Neo stoves.

Please see page 15 for five year warranty information.

Sophisticated on the outside... sophisticated on the inside...

- 1 UK FRIENDLY INSTALLATION  
All Neo stoves are supplied as standard with a UK friendly 125mm (5") flue collar.
- 2 SOLID CONSTRUCTION  
Our stoves embody 25 years of design experience and are manufactured only from premium grade materials to withstand the high combustion temperatures and for many years of enjoyable dependability.
- 3 AIRWASH SYSTEM  
Combustion can produce deposits that build up on the inside of your stove, causing the glass door panel to become obscured. Our airwash system is designed to sweep away these deposits leaving a clear view of the fire.
- 4 CLEANBURN TECHNOLOGY  
Our highly efficient cleanburn combustion means more heat to your room and less harmful emissions to the atmosphere.
- 5 LINED FIREBOX  
More heat is retained for keeping you warm and our lining system also helps to keep the stove clean on the inside.
- 6 LIDDED ASHPAN SYSTEM  
User-friendly ashpan removal system complete with lid for minimal unwanted mess when cleaning out your stove.
- 7 STRAIGHTFORWARD CONTROL SYSTEM  
Single front mounted control making an easy task of lighting your stove and then maintaining consistent outputs.
- 8 EASY TO MAINTAIN  
Our stove paint finish can be wiped down when cool with a soft lint free cloth. A specialist ACR stove paint is available should you need to restore your stoves finish.





# Stoves and the environment



Woodburning is a highly efficient way of heating your home and by choosing an ACR Heat Products stove you can make a difference now to reducing your carbon emissions. Wood is environmentally friendly as it consumes more carbon dioxide whilst growing than it emits when burning. Wood is also one of the few fuels which is renewable in our lifetime.

The Carbon Trust recognises wood as a carbon neutral fuel:

Fuel	Kgs of CO <sup>2</sup> per week
Electricity	128 Kg
Coal	116 Kg
Oil	88 Kg
Gas	63 Kg
Coal/water 50% mix	58 Kg
Wood	Zero Kg

## SEASONING & STORING LOGS

We recommend that our customers select seasoned wood purchased from a sustainable forest management scheme, to ensure that the wood you use will be replaced using reliable methods. For more information please visit [www.acrheatproducts.co.uk](http://www.acrheatproducts.co.uk).

Trees contain a lot of water, freshly cut logs will contain about 50% water and will be difficult to burn and may cause excessive tar deposits on glass panels, stove components and the flue pipe. We recommend that logs should be cut to the required lengths and stored outside in a manner that allows air to circulate, but under cover so they are protected from rain. If possible, it is always best to season the wood for two years before burning reducing water content to less than 20%.

## SOLID FUEL

We do not recommend the use of house coal or petroleum based solid fuels with our products. You are advised to check the compatibility of the fuel you intend to use with your chosen stove before you commit to buy.

For independent advice on all fuel types, please contact the Solid Fuel Association on 0845 601 4406.



“ We all have an obligation to protect the environment and preserve its future. Making informed energy decisions now will reflect in the environment around us in the years to come. ”





NEO 1C / 3C

5kw

The Neo 1C /3C is everything you would expect from a fully featured, contemporary stove, plus DEFRA approval means you can now burn wood in smoke controlled areas. An optional multifuel grate allows you to chose whether to burn wood or smokeless fuel on your stove.

The Neo 1C /3C has a discreet cupboard base, ideal for convenient storing of logs and kindling.

With a large glass door equipped with a powerful airwash to keep it clean, the NEO1C will give excellent views of the fire. The NEO3C has the benefit of additional side panel glass to give a more panoramic view of the flames.

#### FEATURES AT A GLANCE

- High quality steel construction with cast iron door and top casting for strength and efficient heat transfer
- DEFRA approved - you can now burn wood in smoke controlled areas
- 5kw nominal output
- 125mm (5") flue collar for straightforward installation
- No additional room air requirement\*
- High efficiency lined firebox
- Large glass window for a relaxing view of the flames with single or three panel glass options
- Very powerful airwash to help keep the glass panel free of deposits
- Discreet storage cupboard base
- Finished in matt black stove paint
- Brushed steel handle
- Easy to operate, front mounted calibrated air control dial
- Convenient ash removal system with anti-spill lid
- Optional multifuel grate kit
- 5 Year warranty



*The Neo1C/3C features a convenient storage cupboard, ideal for keeping logs and kindling close to hand.*

\*Depending on the age and type of property and should be confirmed with your installer.





NEO

1P / 3P

5kw

With its striking pedestal base the Neo 1P/3P is everything you would expect from a fully featured, contemporary stove - creating a real sense of occasion in any room

The large glass door panel is swept clean by a powerful airwash system so the NEO1P offers excellent views of the fire. The NEO3P has the benefit of side panel glass in addition to the front glass to give a more panoramic view of the flames.

DEFRA approval means you can now burn wood in smoke controlled areas. An optional multifuel grate allows you to choose whether to burn wood or smokeless fuel on your stove.

#### FEATURES AT A GLANCE

- High quality steel construction with cast iron door and top casting for strength and efficient heat transfer
- DEFRA approved - you can now burn wood in smoke controlled areas
- 5kw nominal output
- 125mm (5") flue collar for straightforward installation
- No additional room air requirement\*
- High efficiency lined firebox
- Large glass window for a relaxing view of the flames with single or three panel glass options
- Very powerful airwash to help keep the glass panel free of deposits
- Single pedestal base
- Finished in matt black stove paint
- Brushed steel handle
- Easy to operate, front mounted calibrated air control dial
- Convenient ash removal system with anti-spill lid
- Optional multifuel grate kit
- 5 Year warranty



*All Neo stoves feature an ashpan mechanism discreetly concealed behind a flush fit door, simply slide out the drawer, fit the lid in place and remove the ashpan with minimum mess.*

\*Depending on the age and type of property and should be confirmed with your installer.





NEO 1W / 3W 5kw

The Neo 1W/3W stoves have both been designed for wall mounting - bringing a new dimension to contemporary real fire heating. They both retain all the defining features of the Neo range including the clever ash removal system and air control dial.

The large glass door panel is swept clean by a powerful airwash system offering excellent views of the fire. The NEO3W has additional side glass panels to give a panoramic view of the flames.

DEFRA approval means that you can burn wood in smoke controlled areas, whilst an optional multifuel grate allows you to choose whether to burn wood or smokeless fuel.

#### FEATURES AT A GLANCE

- High quality steel construction with cast iron door and top casting for strength and efficient heat transfer
- DEFRA approved - you can now burn wood in smoke controlled areas
- 5kw nominal output
- 125mm (5") flue collar for straightforward installation
- No additional room air requirement\*
- High efficiency lined firebox
- Large glass window for a relaxing view of the flames with single or three panel glass options
- Very powerful airwash to help keep the glass panel free of deposits
- Designed for wall-mounting
- Finished in matt black stove paint
- Brushed steel handle
- Easy to operate, front mounted calibrated air control dial
- Convenient ash removal system with anti-spill lid
- Optional multifuel grate kit
- 5 Year warranty



All Neo stoves feature a unique calibrated air control dial for simple and precise operation of the stove.

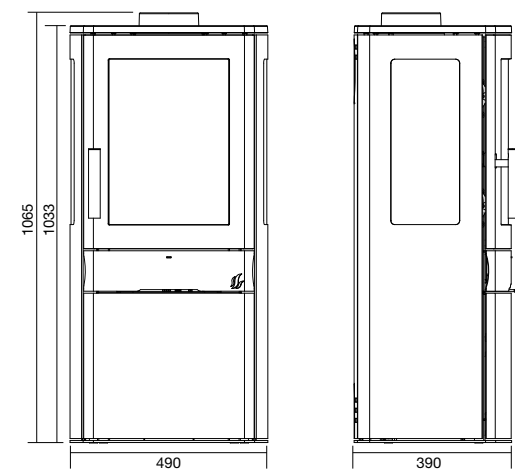
\*Depending on the age and type of property and should be confirmed with your installer.



Neo technical specifications

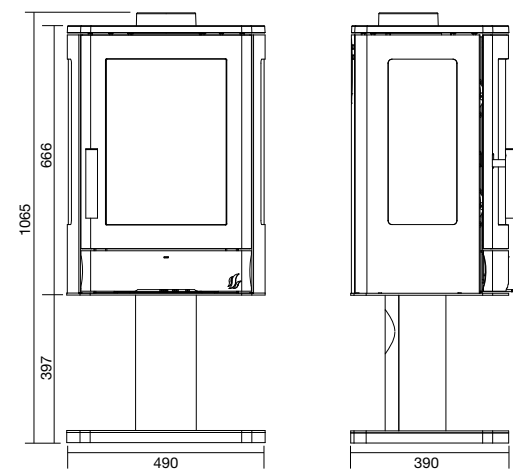
All dimensions are quoted in mm unless stated otherwise.

Neo 1C / 3C



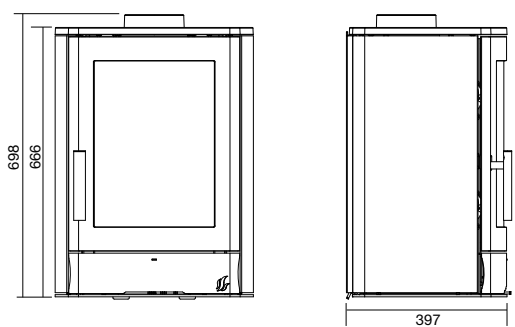
Fuel	Wood with Solid Fuel Option
Nominal Output	5 kw
Net Efficiency	81.8%
Gross Efficiency	74.4%
Max Hearth Temp	Less than 100°C
Weight	110 kg
Max Log Size	40 cm
Flue Diameter	125 mm (inside dia)
Flue Location	Top or Rear
Floor to centre of rear flue outlet	920 mm
Rear of stove to centre top flue outlet	145 mm
Construction	Cast Iron and Steel

Neo 1P / 3P



Fuel	Wood with Solid Fuel Option
Nominal Output	5 kw
Net Efficiency	81.8%
Gross Efficiency	74.4%
Max Hearth Temp	Less than 100°C
Weight	105 kg
Max Log Size	40 cm
Flue Diameter	125 mm (inside dia)
Flue Location	Top or Rear
Floor to centre of rear flue outlet	920 mm
Rear of stove to centre top flue outlet	145 mm
Construction	Cast Iron and Steel

Neo 1W / 3W



Fuel	Wood with Solid Fuel Option
Nominal Output	5 kw
Net Efficiency	81.8%
Gross Efficiency	74.4%
Max Hearth Temp	Less than 100°C
Weight	90 kg
Max Log Size	40 cm
Flue Diameter	125 mm (inside dia)
Flue Location	Top or Rear
Base of stove to centre of rear flue outlet	556 mm
Rear of stove to centre top flue outlet	145 mm
Construction	Cast Iron and Steel

Stove installation

HETAS

HETAS is the official Government recognised organisation designated to approve solid fuel heating appliances. It is important that your stove is installed by a HETAS approved installer. This ensures that the work is carried out to a high standard of competence and safety - all HETAS installers are fully qualified and certified to work with solid fuel appliances.

Please consult your dealer for further information, or visit [www.hetas.co.uk](http://www.hetas.co.uk) to learn more and to find a qualified installer in your area.



Stove warranty information

5 YEAR WARRANTY



All ACR Heat Products stoves are covered by a 5 year warranty which covers all stove body castings, it does not include consumable items such as glass and door seals. This 5 year warranty is only applicable when the stove is purchased from one of our recommended retailers. If a stove from any of our brands is purchased from a non-recommended retailer then only a 12 month warranty will be applicable as outlined below.

All stoves are covered by a 1 year castings warranty when purchased through a non-recommended retailer. The warranty covers the stove body castings only and does not include consumable items such as grates, firebricks, vermiculite panels, baffles, log guards, door rope and glass.

Any warranty claims should be addressed to your original supplier and accompanied with the date of purchase and serial number of the appliance.



Stove accessory range

KEEPING YOUR STOVE IN TIP-TOP CONDITION

Our stoves are carefully engineered for many years of trouble free service. To keep your stove looking its best and working efficiently we offer a range of products and consumable spare parts specifically designed for maintaining your stove.

ACR TRADITIONAL STOVE PAINT

A premium quality temperature resistant paint designed for keeping the appearance of all stove paint finish stoves looking as-new. The environmentally friendly spray makes application to your stove straightforward and with a heat resistant rating up to 650°C you can be assured of a long lasting quality finish on your stove.



ACR GLASSBRIGHT DOOR GLASS CLEANER

Specially formulated to make cleaning your stoves glass as easy as possible. Unsightly deposits can build up from burning unseasoned wood or non-recommended solid fuels, spoiling the view of the fire. Regular cleaning with Glassbright will assist by dissolving away these stubborn deposits and make cleaning much easier.



DOOR SEALS

It is important that door seals are maintained to ensure your stove is operating at maximum efficiency. Your supplying stove dealer will stock new door rope seals for your ACR stove. We recommend that you replace the seal if the current one is showing excessive signs of wear and tear, or damage.

SPARE PARTS

A wide range of spare parts are available from stock for your ACR stove. Should you encounter a problem and require parts, please contact your supplying dealer.







Your local ACR dealer:

Issue 1 / September 2014

**ACR**  
**FIREBOX STOVES**

ACR Heat Products Limited, Unit 1, Weston Works,  
Weston Lane, Tyseley Birmingham B11 3RP, England.

• Tel: 0121 706 8266  
• E-mail: [enquiries@acrheatproducts.co.uk](mailto:enquiries@acrheatproducts.co.uk)

• Fax: 0121 706 9182  
• [www.acrheatproducts.co.uk](http://www.acrheatproducts.co.uk)



Scan code with your mobile  
device for more information



All installations shown in this brochure are for illustrative purposes only. All actual installations must comply with the latest building regulations and ACR Heat Products Ltd installation manuals. Please note that due to limitations of the printing process, colour reproduction of the stoves may vary slightly from those shown. Please consult your dealer for more accurate colour matching.

ACR Heat Products Ltd reserves the right to amend any specifications herein or to make any product design changes. The specifications, dimensions and information shown within our brochures are provided for information purposes only and are not binding. With the aim of constantly improving our equipment, all modifications considered necessary may be made without notice.